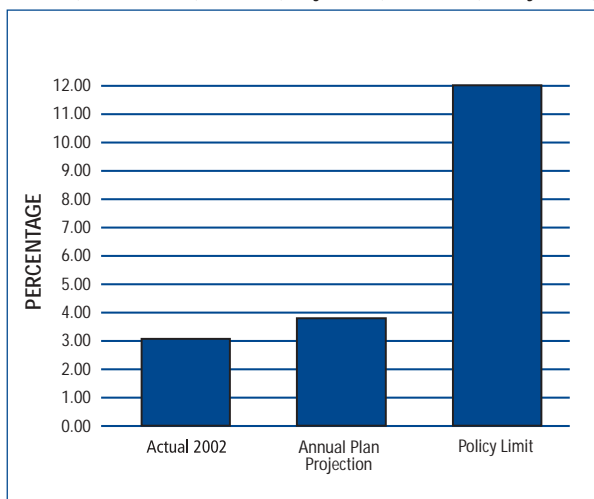


financial highlights

Financial highlights from the financial statement have been extracted to provide an overview of the financial health of the Council. This data relates to the City Council only and does not include the consolidated results of the corporatised trading.

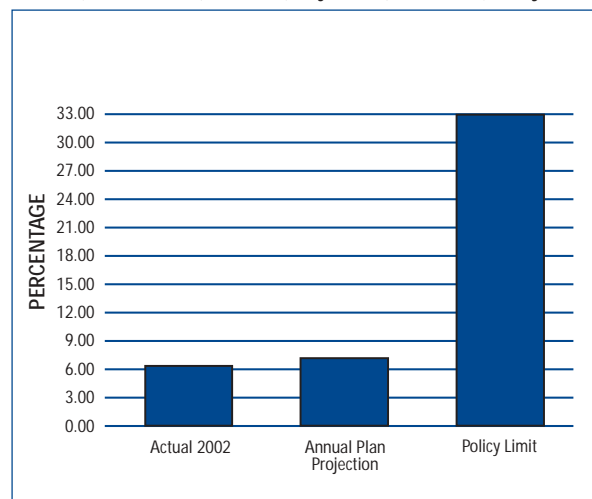
Term Debt To Total Assets (Ratio)

3.04% (Actual 2002) 3.79% (Projection) 12.00% (Policy Limit)



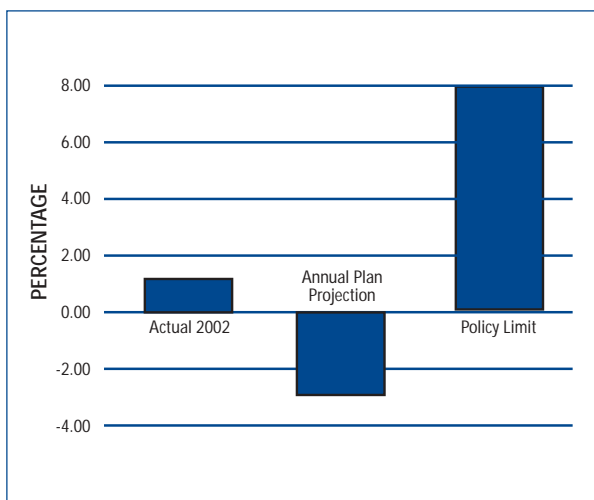
Term Debt To Realisable Assets (Ratio)

6.28% (Actual 2002) 7.09% (Projection) 33.00% (Policy Limit)



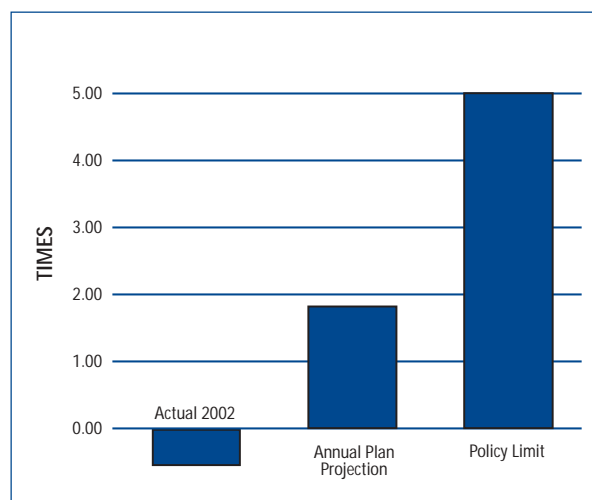
Net Interest To Operating Revenue (Ratio)

1.46% (Actual 2002) -3.22% (Projection) 8.00% (Policy Limit)



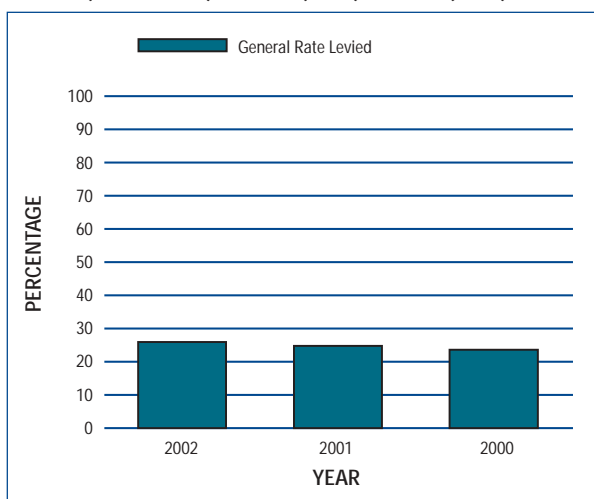
Net Debt To Funds Flow (Times)

-0.55 (Actual 2002) 1.83 (Projection) 5.00 (Policy Limit)



General Rate As Percentage Of Maximum Legal Limit

26.61% (Actual 2002) 25.77% (2001) 24.92% (2000)



Working Capital Ratio (Times)

4.75 (Actual 2002) 2.07 (2001) 2.56 (2000)

