

Environmental Policy and Regulatory Services

Cost of Proposed Services

Budget 2002/03

Net Cost \$	Operational Outputs
2,316,805	Consents and Applications
695,225	Environmental Effects Control
1,266,134	Plans and Policy Statements
2,441,302	Information and Advice
159,114	Animal Control
1,414,159	Policy Advice
2,443,845	City Development Advice
1,748,964	City Planning
609,291	Funds Administration
69,617	Energy Programmes

13,164,456

Net Cost of Service

Budget 2003/04

Costs (After Internal Recoveries) \$	Revenue \$	Net Cost \$
8,951,318	(6,661,145)	2,290,173
975,109	(272,500)	702,609
1,298,943	(15,000)	1,283,943
3,865,244	(1,408,000)	2,457,244
1,566,159	(1,468,431)	97,728
1,454,851	0	1,454,851
2,843,186	0	2,843,186
1,716,938	0	1,716,938
605,029	0	605,029
79,069	(12,090)	66,979

23,355,848

(9,837,166)

13,518,681

Note: The above Cost of Service Statement includes a depreciation provision for 2002/03 of \$97,976 and in 2003/04 of \$87,371.

Projected Cost of Service 2004/05	13,722,755
Projected Cost of Service 2005/06	13,997,210

2002/03 Capital Outputs

\$	
14,000	Renewals and Replacements
29,000	Asset Improvements
350,000	New Assets

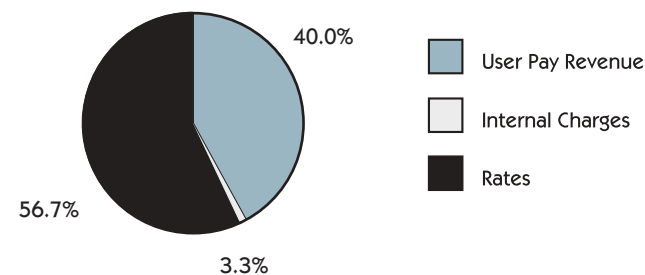
393,000

2003/04

\$
460,700
7,600
250,000

718,300

Sources of Funding



Environmental Policy and Regulatory Services

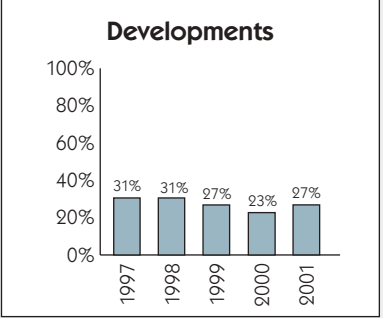
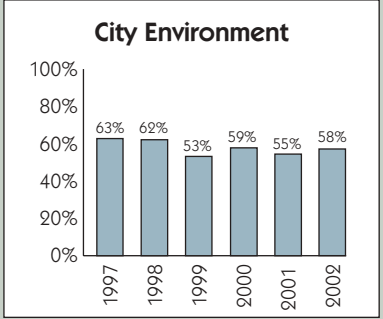
Nature and Scope

- Prepare, review, monitor and implement the objectives and policies of the City Plan prepared under the Resource Management Act 1991.
- Monitor the preparation and administration of policy statements and plans prepared by Environment Canterbury and adjacent local authorities.
- Prepare concept plans for urban renewal and environmental improvements of the city, including the Central City, which address the effects of urban renewal on people and communities.
- Provide policy advice on planning and development, conservation, design and heritage, transportation and environmental health issues, that affect the city.
- Develop projects and prepare feasibility studies for achieving the objectives and policies of the City Plan, other than by regulation.
- Administer funds set aside for promoting heritage retention and the removal of non-conforming activities.
- Promote an awareness of the environmental issues and values of the city.
- Process land use and subdivision consents.
- Administer the Building Act and Building Code within the city, including the issue of building consents, code compliance certificates, and annual warrants of fitness.
- Administer environmental health statutes, including food licensing, dangerous goods, sale of liquor, offensive trades and hazardous substances.
- Minimise occurrences that are likely to be objectionable or otherwise affect human health or safety arising from the presence or keeping of dogs and other animals.
- Provide information and advice on planning, building and environmental statutes and regulations, including developing and maintaining the necessary information bases.
- Process applications for land information memoranda.
- Monitor and control adverse environmental effects, including primary responsibility for noise, and shared responsibility for hazardous substances.



'Northwood' Housing developments like this are expected to continue in response to city growth.

Environmental Policy and Regulatory Services

Objectives	Environmental Performance Indicators	Social Performance Indicators	Economic/Financial Performance Indicators	Link to Strategic Objectives														
<p>Manage & Plan To manage and plan the use, development and protection of the natural and physical resources of the city in a sustainable way.</p>	<ul style="list-style-type: none"> • That at least two thirds of all decisions from the Environment Court be favourable or largely favourable to the Council's position. 	<ul style="list-style-type: none"> • 88% of residents satisfied with building or land development within their area.  <table border="1"> <caption>Developments</caption> <thead> <tr> <th>Year</th> <th>Percentage</th> </tr> </thead> <tbody> <tr> <td>1997</td> <td>31%</td> </tr> <tr> <td>1998</td> <td>31%</td> </tr> <tr> <td>1999</td> <td>27%</td> </tr> <tr> <td>2000</td> <td>23%</td> </tr> <tr> <td>2001</td> <td>27%</td> </tr> </tbody> </table>	Year	Percentage	1997	31%	1998	31%	1999	27%	2000	23%	2001	27%	<ul style="list-style-type: none"> • Provide financial assistance to owners of 10 listed heritage buildings by 30 June 2003. 	<p>C1, C2, C3, C4, C5, G2</p>		
Year	Percentage																	
1997	31%																	
1998	31%																	
1999	27%																	
2000	23%																	
2001	27%																	
<p>Promoting Health & Safety To promote the environmental health of the city and the health, safety and well being of its citizens.</p>	<ul style="list-style-type: none"> • All food premises identified as being high risk in terms of food safety to be inspected at least once during the year. 	<ul style="list-style-type: none"> • Situations likely to affect human health or safety or to cause objectionable statutory nuisance are investigated and actioned (<i>Target: 100%</i>). 	<ul style="list-style-type: none"> • Residents satisfied with the value for money of rates spent on overall city and environmental planning, at least 60%.  <table border="1"> <caption>City Environment</caption> <thead> <tr> <th>Year</th> <th>Percentage</th> </tr> </thead> <tbody> <tr> <td>1997</td> <td>63%</td> </tr> <tr> <td>1998</td> <td>62%</td> </tr> <tr> <td>1999</td> <td>53%</td> </tr> <tr> <td>2000</td> <td>59%</td> </tr> <tr> <td>2001</td> <td>55%</td> </tr> <tr> <td>2002</td> <td>58%</td> </tr> </tbody> </table>	Year	Percentage	1997	63%	1998	62%	1999	53%	2000	59%	2001	55%	2002	58%	<p>C2, G2</p>
Year	Percentage																	
1997	63%																	
1998	62%																	
1999	53%																	
2000	59%																	
2001	55%																	
2002	58%																	

Environmental Policy and Regulatory Services

Objectives	Environmental Performance Indicators	Social Performance Indicators	Economic/Financial Performance Indicators	Link to Strategic Objectives														
<p>Limiting Adverse Effects To limit the adverse effects of activities on the environment including people and communities.</p> <p>Compliance with Legislation To ensure that the statutory purposes and principles of building control, health, hazardous substances, liquor licensing, and animal control are achieved with minimal compliance cost.</p>	<ul style="list-style-type: none"> Monitoring of resource consents within periods stipulated. 		<ul style="list-style-type: none"> Residents satisfied with the value for money of rates spent on regulating activities and investigating nuisances, at least 57%. <div data-bbox="1509 603 1890 922"> <table border="1"> <caption>Regulatory Activities</caption> <thead> <tr> <th>Year</th> <th>Percentage</th> </tr> </thead> <tbody> <tr> <td>1997</td> <td>45%</td> </tr> <tr> <td>1998</td> <td>48%</td> </tr> <tr> <td>1999</td> <td>47%</td> </tr> <tr> <td>2000</td> <td>44%</td> </tr> <tr> <td>2001</td> <td>43%</td> </tr> <tr> <td>2002</td> <td>43%</td> </tr> </tbody> </table> </div> <ul style="list-style-type: none"> Process all applications (eg building and land use resource consents) within the time limits prescribed by the relevant legislation. 	Year	Percentage	1997	45%	1998	48%	1999	47%	2000	44%	2001	43%	2002	43%	<p>C1, C3, G2</p> <p>C2, C5, D5, F5, F7, G2</p>
Year	Percentage																	
1997	45%																	
1998	48%																	
1999	47%																	
2000	44%																	
2001	43%																	
2002	43%																	